



广东摩德娜科技股份有限公司
MODENA TECHNOLOGY LIMITED

Tel: +86-757-8663 1888
Fax: +86-757-8663 1777
E-mail: info@modena.com.cn
www.modena.com.cn



VTC202301FJSB



陶瓷砖施釉线和辅机设备

GLAZING LINE & AUXILIARY MACHINERY
FOR CERAMIC TILE INDUSTRY

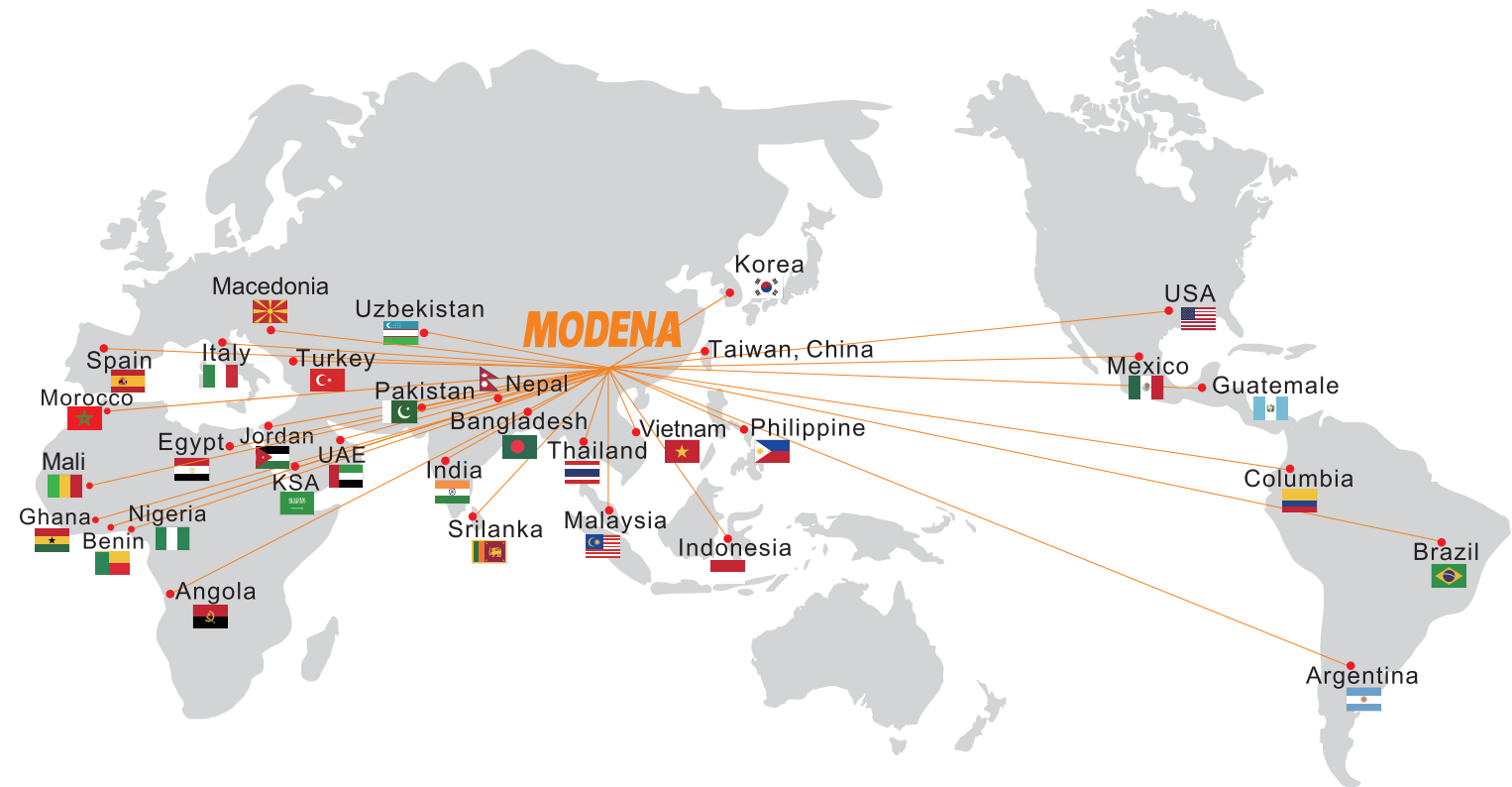
国家高新技术企业
欧盟CE安全认证
中国窑炉协会理事长单位
National High-Tech Enterprise
CE Safety Certificate of European Union
Presidential Unit of China Kiln Association



广东摩德娜科技股份有限公司
MODENA TECHNOLOGY LIMITED

来自世界各地的肯定

APPROVAL FROM ALL OVER THE WORLD



炉火纯青

Mastered Fire

Engineered Excellence

自成立以来，摩登娜已为海内外市场客户提供了过千条陶瓷生产线，均得到了客户的认可。数字还在继续增加中.....

More than 1,000 production lines have been successfully supplied by Modena in both domestic and overseas market and approved by the customers. And the counting still goes on



2003	2008	2010	2011	2012	2015	2017	2018	2020	2021	2022	2023	2024
佛山市摩登娜机械有限公司（广东摩登娜科技股份有限公司前身）注册成立。	3000平方米的新办公大楼投入使用。	佛山市摩登娜机械有限公司通过CE认证，同年获评定为“广东省高新技术企业”。	摩登娜全资子公司新兴县摩登娜机械有限公司（占地150亩）在广东省云浮市新兴县新城工业园奠基。	摩登娜MFS-305型大规模抛光砖用高效节能宽体窑获国家科学技术部评定为“国家重点新产品”。	摩登娜自主研发辊道窑新型节能系统RCH获得国家技术专利（ZL201510927025.0）。	摩登娜成功研发并推出新型电子空燃比（ADC）系统并获得国家专利（ZL201711461351.2）。极大程度地赋予辊道窑以更大的生产弹性和更高层次的自动化水平，并在能耗上达到了390kal/kg（瓷质砖），为国际先进水平。	亚洲首条双层大规格岩板窑炉生产线在印度LIOLI工厂一次性投产成功，整线热工设备由摩登娜提供。	在中国岩板爆发的元年，摩登娜得到多家国内陶瓷头部企业（蒙娜丽莎，东鹏和金牌等）的青睐，供应多条INFINITY系列双层岩板窑炉和多层干燥器。截止2020年9月，亚洲区域的所有双层岩板窑炉（超过9条）均为摩登娜制造。	在后疫情时代，摩登娜整体营业收入创下历史记录。在出口市场尤为突出，3352个货柜的年度出货量冠绝行业，覆盖全球各大陶瓷产区，且以“全窑型”的全面数据回答了新时代的问卷。	摩登娜与霍尼韦尔达成氢能应用战略合作，共同开发陶瓷行业低碳燃烧技术。此举不仅响应国家“双碳”目标，更推动窑炉清洁能源结构的革命性突破，为全球陶瓷产业低碳发展提供了创新解决方案。	摩登娜与新玻尔合作的10万m ² /天超大产量中板窑炉生产线成功实现规模化量产，通过创新的生产架构和优化的热工系统，提供了更高效率、更稳定的生产解决方案，创下全球窑炉单线产能新纪录！	摩登娜与赣锋锂业合作的碳酸锂项目成功启动，通过独特的连续煅烧方式实现矿物中锂元素的释放与转化，展现了摩登娜技术的跨界应用，标志着摩登娜向多元化热工装备服务商的转型迈出关键一步。
Foshan City Modena Machinery Co.,Ltd.(predecessor of Modena Technology Ltd.) was established.	New office building of 3,000 m2 put into operation.	Modena qualified for CE certification and ranked as "Provincial new hi-tech enterprise".	Wholly-owned subsidiary of Modena, Xinxing Modena Machinery Limited, laid its foundation in Xincheng Industrial Park in Xinxing Town, Yunfu City, Guang-dong Province, covers 100,000sqm area.	Modena's MFS-305 high-efficiency wide-body kiln for polished tiles was awarded as "National Key and New Product" by the Ministry of Science and Technology.	Modena's self-developed new type of energy-saving system RCH obtained National Patent (No. ZL201510927025.0).	Modena researched and developed its all-new Air/Gas Smart Control system (ADC) and obtained National Patent (No. ZL201711461351.2). The ADC system empowers the roller kiln with more productivity and higher level of automation, gas consumption reaches 390kcal/kg (for vitrified products) which is at the international leading level.	The very first Double-decker kiln for large-format sintered slab production line in Asia, supplied by Modena to LIOLI, was put into production successfully.	The year of 2020 is the year of Sintered Slab in China, Modena's INFINITY series thermal equipment (the Double-decker kilns and multilayer dryers) enjoyed the most popularity from the top brands (Monalisa, Dongpeng, Goldmedal etc.). Till September 2020, all the Double-decker kilns for sintered slab in Asia are provided by Modena (more than 9 lines).	In the post epidemic era, Modena set a historical record of annual turnover. It is particularly prominent in the overseas market. The annual shipment of 3,352 containers is the largest in the industry, covering all major ceramic zones in the world, and has answered the questionnaire of the new era with the a Full Siam of kiln models.	Modena and Honeywell successfully achieved a strategic partnership in hydrogen energy applications to jointly develop low-carbon combustion technologies for the ceramic industry. This initiative not only aligns with China's "Dual Carbon" goals but also drives a revolutionary breakthrough in the clean energy structure of kilns, providing innovative solutions for the global ceramic industry's low-carbon development.	Modena and XinBoer successfully achieved mass production with their groundbreaking 100,000 m ² /day porcelain tile kiln production line. Featuring an innovative production architecture and optimized thermal system, this project delivers unprecedented efficiency and production stability, setting a new world record for single-line kiln capacity in the ceramic industry.	Modena and Ganfeng Lithium successfully launched their lithium carbonate project. The innovative continuous calcination technology enables efficient lithium extraction and conversion, demonstrating Modena's cross-industry technological capabilities. This milestone marks a crucial step in Modena's transformation into a diversified thermal equipment solutions provider.

公司简介

COMPANY PROFILE



广东摩登娜科技股份有限公司(原佛山市摩登娜机械有限公司,以下简称“公司”)成立于2003年,是一家专业从事陶瓷机械设备研发、生产、销售和售后服务的高新技术企业。摩登娜是中国领先的陶瓷生产整厂设备供应商,以干燥和烧成设备为核心,同时配套施釉输送设备,带动整线成套陶瓷生产装备出口。产品除了销往全国中高端市场外,还远销印度、越南、美国、泰国、韩国、台湾地区、印尼、马来西亚、孟加拉国、巴基斯坦、土耳其、沙特阿拉伯、尼泊尔、约旦、加纳、阿联酋、埃及、墨西哥、哥伦比亚等国家和地区;为中国陶瓷机械,尤其是烧成设备在国际市场上赢得了良好的品牌和声誉,连续多年成为中国最大的窑炉和陶瓷整线生产装备出口企业。

Modena Technology Limited (formerly Foshan City Modena Machinery Co., Ltd.) was founded in 2003 as a high-tech enterprise specializing in the R&D, manufacturing, sales and after-sale service of ceramic machinery and equipment. Being a leading supplier of ceramic kilns in China, our main products include drying and firing equipment, with the glazing and conveying equipment as supporting products, both of which have promoted the exports of complete plants for ceramic manufacturing. Besides the domestic middle & high-end markets, Modena also exports its products to India, Vietnam, the U.S., Thailand, Taiwan, Indonesia, Malaysia, Bangladesh, Pakistan, Turkey, Saudi Arabia, Nepal, Jordan, Ghana, the U.A.E, Egypt, Mexico, Colombia, etc. Thus we have won a reputable brand name in the international market for Chinese ceramic machinery, especially the firing equipment. We are the largest Chinese enterprise exporting kilns and complete plants for years.

公司国际化的专业队伍、先进的核心技术、良好的运作管理和服务、高性价比的产品,在国际市场上具有很强的竞争能力。公司始终不忘企业在社会中的责任,一直以节能减排、绿色环保为发展方向,通过节能减排技术推动行业发展和产业升级,努力推动中国陶机走向国际市场,成为世界一流的节能环保建材成套装备企业。

The international and professional team equipped with advanced core technology, combined with excellent operational management and service as well as the cost-effective products have made Modena highly competitive in the international market. Modena has been focusing on the social responsibility, being energy-saving and green-oriented. We drive the industrial development and evolution by our energy-saving technology and we are committed to promote Chinese ceramic machinery in the international markets. Modena has now become a first-class company supplying energy-saving building materials outfits.

目录

CONTENTS

A

压机连接部分
PRESS CONNECTION SECTION

PAGE 01

B

干燥/窑炉进出辊台/上下砖机
DRYER / KILN LOADING / UNLOADING ROLLER TABLE /
TILES LOADING / UNLOADING MACHINE

PAGE 05

C

施釉线及功能设备
GLAZING LINE & FUNCTIONAL EQUIPMENT

PAGE 13

D

储坯机
COMPENSATOR

PAGE 33

E

窑尾储砖系统
TILES STORAGE SYSTEM

PAGE 35

A-压机连接部分

PRESS CONNECTION SECTION

压机翻坯机

PRESS TAKE-OFF TABLE



产品特点

Features

该设备将压机送出的砖坯翻转180度。采用包胶辊棒输送坯体，配置两套扫尘装置，装有脚轮，移动方便。换模位置有齿条伸缩式和气缸上翻式，可以按客户要求配置凸轮挡砖装置或夹紧砖坯装置。

The device turns the tile upside down from the press. The rubber wrapping roller is used to transport the green body, Equipped with two sets of dust cleaning devices, equipped with casters, easy to move. The position for changing mold design rack telescopic or cylinder upturning function, Optional CAM block stopper device or clamping device on customer’ s demand.

翻坯机（平台式）

Flipping machine (Platform Type)



产品特点

Features

本设备主要是用来将压机压制出来的砖坯进行清理、滚刷、去毛边、翻转/直过送入下一道工序。
This equipment is used to clean, brush, deburr, flip / feed straight through to the next process.

功能 Function	技术参数及规格 Technical parameters and specifications		
型号 Model	MFP600	MFP800	MFP1000
功率 Power(KW)	3.28	3.28	3.28
辊棒直径 Roller Diameter(mm)	Φ38/Φ45	Φ38/Φ45	Φ38/Φ45
翻坯次数 Overturn Times	≤15	≤12	≤10
外型尺寸 Overall dimensions(mm)	4200x2745x1650	4200x2745x1650	4200x2745x1650
适用产品尺寸 Applicable Tiles Size(mm)	600x600	800x800	1000x1000
有效内宽 Available Input Width(mm)	1750/2450	1750/2450	1750/2450

擦（磨）坯机

BRUSHING MACHINE

本设备用于清洁压机压制出来的坯体表面。
This equipment is used to clean the surface of the green body pressed by the press.

功能 Function	技术参数及规格 Technical parameters and specifications	
型号 Model	W1800	W2500
功率 Power(KW)	9	10.5
外形尺寸 Overall Dimension(mm)	2030x1760x850	2030x2650x850
磨头数 Grinding Head Qty	5	6
适用产品尺寸 Applicable Tiles Size(mm)	800*1600	800*2400
有效内宽 Available Input Width(mm)	1750	2550

平面磨坯机
Brushing Unit



釉线磨坯机
Grinding Unit For Glazing Line



产品特点
Features

该系列设备用于去除砖坯表面的落尘和毛刺，常用于压机翻皮机后和干燥出砖后输送线上，平皮带输送砖坯，避免砖坯损坏。配有多个磨盘，每个磨盘之间前后重叠，不留磨坯缝隙。磨盘上下可人工调节，配有除尘器接口。


This equipment is used to remove the dust and burr on the surface of the tile. It is often used in the conveying line after the take-off machine of the press and after the dryer. Flat belt for conveying tile, to avoid tile damage. It is equipped with a plurality of grinding disks, each overlapping between the front and back seamlessly. The upper and lower grinding disc can be manually adjusted and equipped with a joint for dust collector.

连接辊台、升降机构

CONNECTION ROLLER TABLE、UP-DOWN DEVICE

承接辊台与辊台之间，输送砖坯。
Connecting the roller table from one to another, to convey the tiles/slabs.

功能 Function	技术参数及规格 Technical parameters and specifications			
型号 Model	W1800	W2500	W3300	W3800
辊台电机功率 Roller Table Motor Power(KW)	0.55	0.75	1.1	1.5
辊棒直径 Roller Diameter(mm)	Φ55	Φ60	Φ65	Φ65
有效内宽 Available	W1750	W2450	W3200	W3700



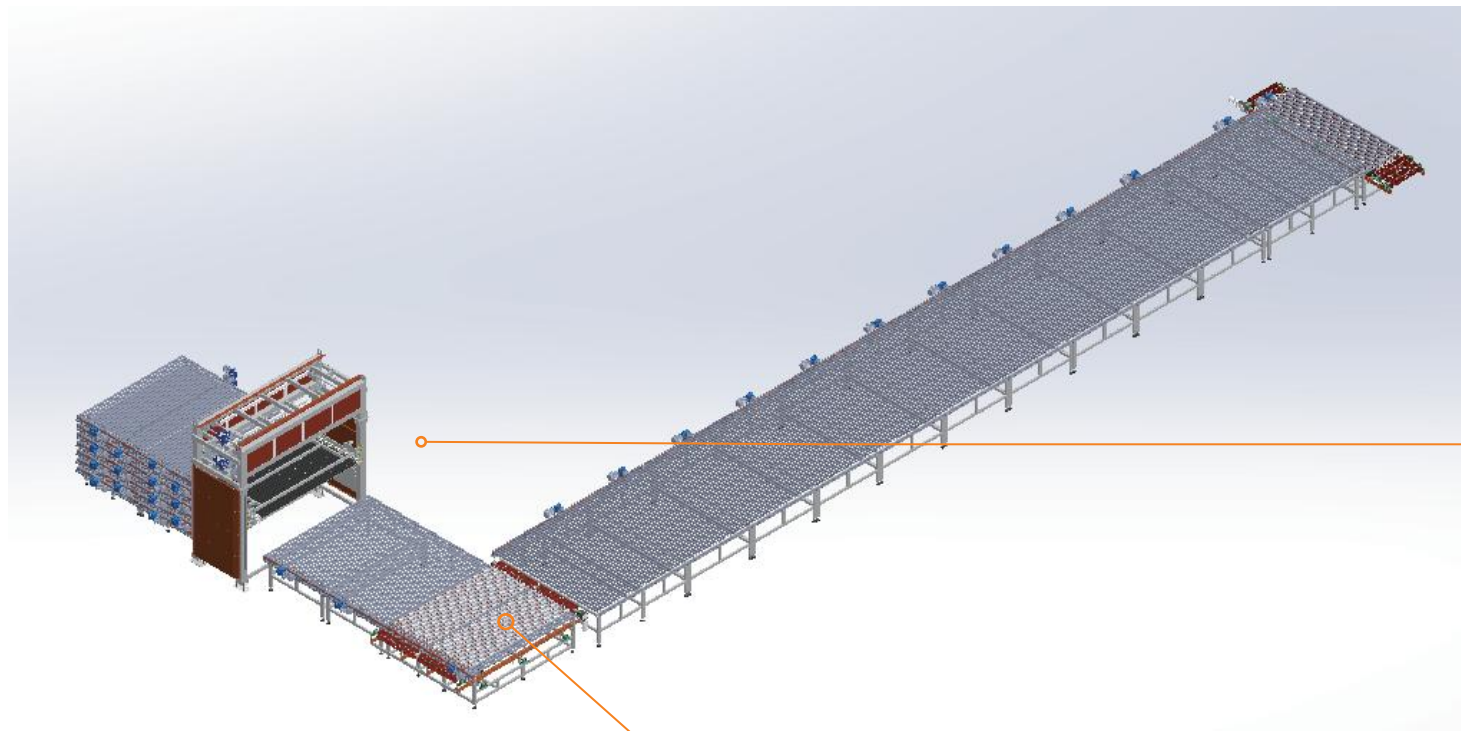
产品特点
Features

本设备应用于干燥窑炉等进出口，进砖辊台主要是把连接线（/釉线）来砖坯经升降皮带排列成一整排，快速送入辊台；出砖辊台主要是把辊台来砖坯经升降皮带，快速送入连接线（/釉线）。

This equipment is used in the exit of press and entrance of the dryer loading roller table, It is used to array the tiles from connecting line (/ glaze line) in a row by up-down belt, speedily feeding into the roller table in a united format;

B-干燥 / 窑炉进出辊台


B-DRYER / KILN LOADING/UNLOADING
ROLLER TABLE



单层进出砖辊台

Single Layer Loading/Unloading Roller Table

用于干燥窑前后, 承送/接出干燥窑出来的砖坯, 实现单层对多层的功能。
It is used to transport/receive the tiles from the dryer before and after the dryer to realize the function of 1 layer to multiple layers.



功能 Function	技术参数及规格 Technical parameters and specifications		
型号 Model	W1800	W2500	W3300
辊台电机功率 Roller Table Motor Power(KW)	0.55	0.75	1.1
辊棒直径 Roller Diameter(mm)	Φ55	Φ60	Φ65
有效内宽 Available Inner Width(mm)	W1750	W2450	W3250

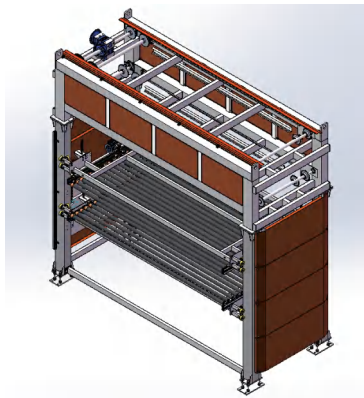
提升机

ELEVATOR

功能 Function	技术参数及规格 Technical parameters and specifications			
层数 Layer	1	2	3	4
电机功率 Motor Power(KW)	2.2	2.2	3.0	4.0
辊棒直径 Roller Diameter(mm)	Φ60	Φ60	Φ60	Φ60


双层双动力提升机

Dual-Motion Two-Layer Elevator



三层辊台提升机

Three-layer Elevator



对中机构

CENTERING DEVICE

校正釉线/辊台走偏的砖坯。
Rectify the tile movement in the roller table or glazing line.



功能 Function	技术参数及规格 Technical parameters and specifications				
型号 Model	W600	W800	W1000	W1200	W1400
电机功率 Motor Power(KW)	0.55	0.55	0.55	0.75	0.75
适用产品尺寸 Applicable Tiles Size(mm)	400x400	600x600	800x800	1000x1000	1200x1200

多层进出砖辊台

MULTILAYER LOADING/UNLOADING ROLLER TABLE

产品特点

Features

本设备用于多层干燥窑前后，方便砖坯平稳出入干燥窑。
This equipment is used for the loading & unloading of the multi-layer dryer.



功能 Function	技术参数及规格 Technical parameters and specifications				
层数 Layer	2	4	5	6	7
电机功率 Motor Power(KW)	可定制/Customized				
辊棒直径 Roller Diameter(mm)	Φ55	Φ55	Φ55	Φ60	Φ65
有效内宽 Available Inner Width(mm)	可定制/Customized				



旋转辊台(升降式)

ROTATING ROLLER TABLE(LIFTING TYPE)

本设备用于大板瓷砖调头。
This equipment is used for large slab tile turning.

功能 Function	技术参数及规格 Technical parameters and specifications	
型号(可定制尺寸) Model(Customizable)	MXZT-300x300	MXZT-150x150
功率 Power(KW)	12	8
外形尺寸 Overall Dimension(mm)	3000x3000	1500x1500
适用产品尺寸 Applicable Tile Size(mm)	1600x2700	600x1200
有效内宽 Available Inner Width(mm)	2800	1350




产品特点

Features

此设备用于釉线或辊台上的砖坯调头，由辊台上升托起砖坯，托盘旋转90°，再降下，完成砖坯调头90°，升降及旋转由高精度分割器定位，PLC控制，定位准确可一次性调头多排砖坯。

This equipment is used to turn the tiles from glaze line or roller table, Function by dropping the roller table to leave the tiles on the tray, then rotate the tray in 90° to perform the tile turning, The lifting and rotation mechanism is realized by the high precision CAM indexer and PLC control, the positioning is accurate, and enable to turn multiple rows of tiles at one time.



细节展示

Details



窑炉进出砖辊台

KILN LOADING/UNLOADING MACHINE

本设备用于将砖坯平稳送入烧成窑内。
This equipment is used to smoothly feed tiles into the firing kiln.

功能 Function	技术参数及规格 Technical parameters and specifications		
型号 Model	W1800	W2500	W3300
辊台电机功率 Power(KW)	0.55	0.75	1.1
辊棒直径 Roller Diameter(mm)	Φ55	Φ60	Φ65
有效内宽 Available Inner Width(mm)	W1750	W2450	W3250

窑炉进砖辊台
Kiln Loading Machine



窑炉出砖辊台
Kiln Unloading Machine

本设备用承接烧成窑出窑的砖。
This equipment used to transport the tiles from firing kiln exit.



功能 Function	技术参数及规格 Technical parameters and specifications	
功率 Power(KW)	0.75-1.5	1.5-2.2
输送线宽 Output Linewidth	W1250/1500	W1800/2000/2500
适用产品尺寸 Applicable Tiles Size(mm)	1200x1200	1200x2400

窑炉出口宽皮带输送
Wide Belt Conveyor



C-施釉线及功能设备

GLAZING LINE &FUNCTIONAL EQUIPMENT

本设备是用于自动运输施釉线上的陶瓷坯体。
The machine is used for transporting the green tile bodies automatically on the glazing line.

功能 Function	技术参数及规格 Technical parameters and specifications				
型号 Model	W600	W800	W1000	W1200	W1400
电机功率 Motor Power(KW)	0.75/1.1	0.75/1.1	1.1/1.5	1.5/2.2	1.5/2.2
轴径 Axle Diameter(mm)	Φ50	Φ50	Φ60	Φ60	Φ60
皮带数量 Belt Qty	2	4	6	8	8
适用产品尺寸 Applicable Tiles Size(mm)	400x400	600x600	800x800	1000x1000	1200x1200
线架类型 Rack Type	角钢线架/铝方线架 Angle Steel Rack/Aluminum Square Rack				



转弯机

CURVE


该系列产品适用于施釉线、输送线等的转弯处,使砖坯实现不同方向角度的转弯。
This machine is to used for turning tile online to specific angle on glazing line and transportation line.

功能 Function	技术参数及规格 Technical parameters and specifications	
类型 Specification	托槽转弯机 Belt Type	双层转弯机 Double Layer Curve
功率 Power(KW)	0.75-1.5	5.5-6.5
转弯半径 Turning Radius	R1250/1500/1800/2000	R1500~2500
转弯角度 Turning Angle	45°/90°	90°
适用产品尺寸 Applicable Tiles Size(mm)	1200x1200	1200x2400

托槽转弯机
Belt Type Curve



双层转弯机
Double Layer Curve



扫尘机

BRUSHING

由扫尘毛刷和抽尘罩组成,用于清除砖坯上、下表面的灰尘和杂质,本机振动小,运行平稳。
It is composed of dust brush and dust hood, which is used to clear the dust and impurities on the upper and lower surface of tile. The machine is vibration-free and stable operation.

功能 Function	技术参数及规格 Technical parameters and specifications				
型号 Model	W600	W800	W1000	W1200	W1400
功率 Power(KW)	0.55	0.55	0.55	0.75	0.75

适用产品尺寸 Applicable Tiles Size(mm)	400x400	600x600	800x800	1000x1000	1200x1200
-------------------------------------	---------	---------	---------	-----------	-----------

扫尘机（圆筒式）
Horizontal Brush



吹尘机

BLOWING FAN


用于施釉前扫尘后吹去砖坯表面的灰尘。
It is used to blow off the dust on the surface of the green tile after sweeping dust before glazing.

功能 Function	技术参数及规格 Technical parameters and specifications				
类型 Specification	箱式 Flat Type		管式 Pipe Type		
功率 Power(KW)	0.55	0.55	0.75	0.75	0.75
适配釉线宽度 Glazing Line Width	W600	W800	W1000	W1200	W1400

管式吹风机
Tube Type Dust Blower



箱式吹风机
Box Type Dust Blower




匀坯机

TILES UNIFORMER


用于釉线前段, 砖坯经过匀坯机后均匀送出。
Used at the front section of the glaze line, to organize the tile delivery in united interval.

功能 Function	技术参数及规格 Technical parameters and specifications				
型号 Model	W600	W800	W1000	W1200	W1400
功率 Power(KW)	0.55	0.55	0.55	0.75	0.75KW
适用产品尺寸 Applicable Tiles Size(mm)	400x400	600x600	800x800	1000x1000	1200x1200

匀坯机（托轮式）
Tile Uniformer (Wheel Type)
托轮式MYP-W600



匀坯机（皮带式）
Tile Uniformer (Belt Type)
MYP-D600



喷水柜

WATER CABINET

本设备是对陶瓷坯体进行自动化施釉的生产线。
These equipment are the automatic glazing functional equipment for glazing the green tile bodies.

功能 Function	技术参数及规格 Technical parameters and specifications				
型号 Model	W600	W800	W1000	W1200	W1400
功率 Power(KW)	1.5	1.5	1.5	1.5	1.5
喷头数量 Nozzle Qty	2	2	2	2-4	2-4
适用产品尺寸 Applicable Tiles Size(mm)	400x400	600x600	800x800	1000x1000	1200x1200
外形尺寸 Overall Dimension	--	--	--	--	--


喷水机
Water Cabinet



有机玻璃喷水柜
Plexiglass Water booth



四方形喷水柜
Square Water booth



甩釉机

DISC CABINET

名称 Description	型号 Model	功率 Power	外形尺寸 Overall Dimension	开口尺寸 Entrance Width	重量 Weight	备注 Remark
甩釉机	MSY-D1100/Z	1.1KW	800x1550x1650mm	1100mm	150kg	中置单峰甩釉柜 Single Disc Cabin
	MSY-S1100/Z	2.2KW	1470x1550x1650mm	1100mm	180kg	中置双峰甩釉柜 Double Disc Cabin

双峰甩釉机
Double Disc Cabin



单峰甩釉机
Single Disc Cabin



细节展示
Details



产品特点
Features

- 选用特制空心电机，结合甩釉头，将釉料雾化。
- 甩釉头可选网状，碟片，碗式。
- 可用于施釉，面釉及量大的点。
- With special hollow motor, to work with glazing head to atomize the glaze material.
- Glazing head available in mesh, disc, bowl.
- Can be work for engobe coating, surface coating and big dot effect.

打点机


DROP GLAZING MACHINE

名称 Description	型号 Model	功率 Power	外形尺寸 Overall Dimension	开口尺寸 Entrance Width	重量 Weight	备注 Remark
打点机	MDD-D1100	1.1KW	780X1680X2100mm	1100mm	150kg	单峰 Single Disc
	MDD-S1100	2.2KW	780X1680X2100mm	1100mm	280kg	双峰 Double Disc


双峰打点机
Double Disc



单峰打点机
Single Disc



细节展示
Details



产品特点
Features

- 开式设计甩釉盘，不堵塞，施釉稳定。
- 循环供釉系统，配稳压过滤装置，减少堵塞及压力稳定。
- 电机频率+喷枪孔径=打点效果。
- Open design glaze plate, no blockage, stable glaze application.
- Circulating glaze supply system, equipped with pressure stabilizing filter device, reducing clogging and pressure stabilization.
- Motor frequency + Spraying aperture = dot effect.

云彩机

CLOUDY SPRAYING MACHINE

名称 Description	型号 Model	功率 Power	外形尺寸 Overall Dimension	开口尺寸 Entrance Width	重量 Weight	备注 Remark
云彩机	MYC-1100	0.37KW	780X1680X2100mm	1100mm	150kg	单枪单色 Single Nozzle Single Color
	MYC-1100/4S-G	1.85KW	780X1680X2100mm	1100mm	250kg	单枪四色 Single Nozzle Four Colors
	MYC-1100/4Q4S-G	2.96KW	1500x1400x1230mm	1100mm	530kg	四枪四色 Four Nozzles Four Colors

单枪单色云彩机

Single Spraying Gun Single Colors



单枪四色云彩机

Single Spraying Gun Four Colors



四色供釉系统

4-Color Glaze Supplying System



细节展示

Details



水刀式喷釉机主机及喷釉柜

SPECIAL AIR-LESS GLAZING MACHINE

用于在砖坯表面喷施底釉、面釉或丝光釉。
It is used to spray engobe, surface glaze, or mercerized glaze on the surface of tiles.

功能 Function	技术参数及规格 Technical parameters and specifications			
型号 Model	MSD-4	MSD-D8	MFD-F6	MFD-DF10
功率 Power(KW)	1.5	1.5	1.5	1.5
外形尺寸 Overall Dimension(cm)	150x52x129	160x52x140	150x63x129	160x65x140
压力范围 Pressure Range	3.5	3.5	3.5	3.5

圆顶形喷釉柜

Spraying Cabin



尖顶形喷釉柜

Spraying Cabin



细节展示

Details



大流量水刀式喷釉机主机

High-flow Glaze Spray Cabinet Host



带冷却喷釉柜主机

With Cooling Spray Cabinet Host



钟罩淋釉器

BELL GLAZING MACHINE

本设备用于淋施黏度大的底面釉。
This equipment is used to apply an engobe glaze with a large viscosity.

功能 Function	技术参数及规格 Technical parameters and specifications				
型号 Model	MZZ800	MZZ1200	MZZ1500	MZZ1800	MZZ2380
直径 Diameter	D800	D1200	D1500	D1800	D2380
釉料流速 Glaze Viscosity(s)	30-35	30-35	30-35	30-35	30-35
适用产品尺寸 Applicable Tile Size(mm)	550x550	750x750	900x900	1100x1100	1400x1400

钟罩淋釉器
Bell Flow




产品特点
Features

本系列钟罩淋釉器可应用于彩釉砖、一次烧成釉面砖、二次烧成釉面砖、水晶饰面砖及高光水晶釉面砖，可提落薄式淋釉，完全粘着砖坯或素烧砖面。

This series of bell glazing machine can be applied to color glazed tile, single firing glazed tile, second firing glazed tile, crystal finishing tile and highlight crystal glazed tile, can lift thin glaze to completely adhered to the green tile or fired biscuit tile surface.

细节展示
Details



往复式喷釉器

SUPER NICE GLAZE SPRAYING CABIN



产品特点
Features

- 可单排喷枪或双排喷枪, 适合更大产量。
 - 可安装固定喷枪, 兼容常规产品。
 - 可兼容65°/95°/110°喷芯。
 - 触摸屏 + PLC智能控制, 人机交互更简洁。
 - 施釉量微调设计, 操作员更省心。
 - 配套高压喷釉机使用, 压力自动追踪稳压。
 - 高压、稳定、更均匀。
- Can install single-row spray gun or double-row spray gun, suitable for large capacity.
 - Fix spray gun can be installed, compatible with conventional products.
 - Compatible with 65°, 95° and 110° spray nozzle.
 - Touchscreen + PLC intelligent control, more concise for HMI interaction.
 - Glaze quantity trimming desgin, more convenient for operators.
 - Work with High Pressure Airless Machine, automatically tracking for pressure stabilization. High pressure, stable, glaze more evenly.

功能 Function	技术参数及规格 Technical parameters and specifications				
型号 Model	MZL-Q600/ JC700	MZL-Q1000/ JC700	MZL-Q1200/ JC700	MZL-Q1400/ JC700	MZL-Q1600/ JC700
功率 Power(KW)	2.05	2.05	2.05	2.05	2.05
釉料流速 Glaze Viscosity(s)	20-25	20-25	20-25	20-25	20-25
开口尺寸 Entrance Size(mm)	600	1000	1200	1400	1600
外型尺寸 Overall dimensions(mm)	1000x800x1200	1200x800x1200	1400x800x1200	1700x800x1200	1900x800x1200

洗边机

EDGE CLEANING MACHINE

用于擦掉砖坯施釉后砖坯四周边缘多余的釉料，防止烧成时产生砖坯粘连或流釉现象。
It is used to wipe off the excess glaze on the edges around the tile after the tile is glazed,
Prevent tile sticking or glaze-flux during firing.

功能 Function	技术参数及规格 Technical parameters and specifications			
类型 Specification	干法Dry Type		湿法Wet Type	
功率 Power(KW)	1.5	1.5	1.5	1.5
适用产品尺寸 Applicable Tiles Size(mm)	800x800	1200x1200	800x800	1200x1200

干式洗边机

Edge Clean Machine (Dry Type)



湿式洗边机

Edge Clean Machine (Wet Type)



调头机

TILE TURNER

将砖坯在行进中调转90°。
Turn the tile 90° in motion.

功能 Function	技术参数及规格 Technical parameters and specifications			
类型 Specification	拱形Arched Type		平皮带Flat Belt Type	
功率 Power(KW)	0.75	0.75	1.5	3.0
适用产品尺寸 Applicable Tiles Size(mm)	400x400	600x600	800	1200

拱形调头机(双电机式)

Tile Turner (With Double Motor)




旋转辊台

Rotating Table



平皮带调头机

Tile Turner (Flat Belt Type)



产品特点

Features

- 由两条平皮带，两台电机组成。
 - 通过两组皮带速度不同使转坯在行进中完成90°掉头。
 - 独立变频控制，速度调整简单。
 - 砖坯调头平稳，减少砖坯损伤。
- It consists of two flat belts and two motors.
 - Through the different speed of the two sets of belts, the billet can complete a 90° turn in the progress.
 - Independent frequency control, simple speed adjustment.
 - Smooth turning of tile, reduce tile damage.

补偿器

MINI-COMPENSATOR

本设备适用于印花机段的储坯,在印花机发生故障时储坯,在印花机正常时将砖坯排出,保证产量。
This equipment is suitable for the storage of the printing machine section,
To perform storage in the event of the failure of the printing machine,
And tiles discharging instantly when the printing machine resume to work.

功能 Function	技术参数及规格 Technical parameters and specifications			
类型 Specification	卡板式 Flat Type		吊篮式 Bar Type	
功率 Power	1.5KW刹车电机 (Brake motor)	3.0KW刹车电机 (Brake motor)	1.5KW刹车电机 (Brake motor)	3.0KW刹车电机 (Brake motor)
层数 Layer Qty	18	18	18	18
适用产品尺寸 Applicable Tiles Size(mm)	800x800	1200x1200	800x800	1200x1200

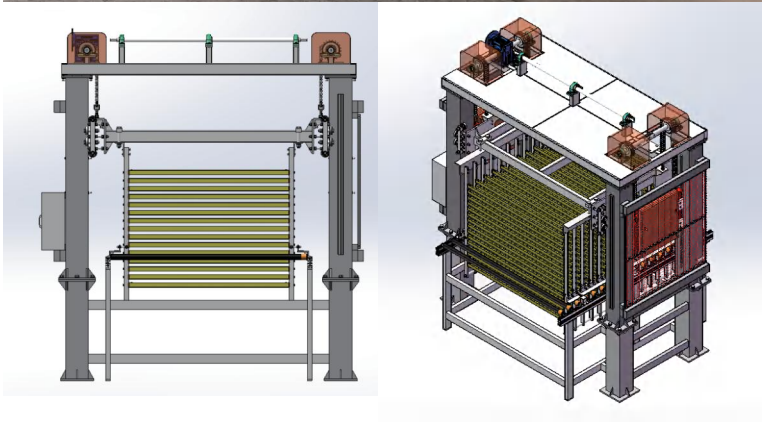
产品特点
Features

该系列产品适用于墙地砖釉线上储坯。配置改产品可减少印花机、干燥器、釉线等设备的短暂停顿和检修,尽可能使前工序能在短时间内能更连续性生产。

该产品分层架式釉线储坯机和辊台式釉线储坯机,储坯机动作控制均由PLC程序指令和光电开关检测完成,适用于300-1000mm砖坯储坯。

This machine is design for glazing line tile storage of both wall and floor tiles. Can reduce Printing machine, dryer, glaze line and other equipment short pause or maintenance, To help for Resume the production in a short time.

The machine can be designed as layered rack storage and roller table storage, The compensator control is completed by PLC control with photoelectric switch detection, suitable for 300-3200mm green tile storage.




底浆机

ENGOBING UNIT


用于釉线上,给砖坯底部涂刷氧化铝浆。
To coat the tile biscuit with alumina slurry.

功能 Function	技术参数及规格 Technical parameters and specifications				
类型 Specification	双槽式 Double Groove Type		胶辊式 Rubber Roller Type		辊台式 Roller Table Type
功率 Power(KW)	0	0	0.75	0.75	0.75
适用产品尺寸 Applicable Tiles Size(mm)	800x800	1200x1200	1200x1200	1200x1200	1200x1200


双槽式底浆机
Engobing Unit (Double Groove Type)



三辊式底浆机
Engobing Unit (Three Roller Type)



整条式底浆机
Engobing Unit (Complete Roller Type)



平台底浆机
Engobing Unit (Roller Table Type)



快拉机

ROW-MAKING

将砖坯排列好，快速送进窑炉升降平台。
The tiles are arranged in row and quickly deliver to the kiln un-down table.

功能 Function	技术参数及规格 Technical parameters and specifications				
型号 Model	W600	W800	W1000	W1200	W1400
功率 Power(KW)	0.75	0.75	0.75	1.1	1.1


适用产品尺寸 Applicable Tiles Size(mm)	400x400	600x600	800x800	1000x1000	1200x1200
-------------------------------------	---------	---------	---------	-----------	-----------

产品特点

Features

安装在接近窑炉进砖机的釉线上，通过光电开关控制从而将釉线上分散的砖坯集齐快速输送到进砖机内，减少砖坯在输送线上集坯时碰撞崩角现象，并提高砖坯入窑速度。

This machine installed after glazing line and kiln loading roller table, It can organize the dispersed tiles from the glazing line to transport to kiln loading table. Greatly reducing touch of tiles in connecting line and improving the speed of kiln loading.



圆震筛

VIBRATING SIEVE

本设备用于过滤干湿釉料。
This equipment is used to filter dry and wet glazes.

功能 Function	技术参数及规格 Technical parameters and specifications			
型号 Model	MZS-600	MZS-800	MZS-1000	MZS-1200
功率 Power(KW)	1.1	1.1	1.5	1.5

单层圆震筛 450/600

Single-Layer Round Vibrating Sieve



双层圆震筛 450

Double-Layer Round Vibrating Sieve



单层圆震筛 600/800/1000/1200

Single-Layer Round Vibrating Sieve



三层圆震筛 600/800/1000/1200

Three-Layer Round Vibrating Sieve



釉泵


GLAZING PUMP

配套储釉桶，作供釉用。
Work with glaze storage tank for glaze supply.

功能 Function	技术参数及规格 Technical parameters and specifications		
型号 Model	M-037	M-075	M-150
功率 Power(KW)	0.37	0.75	1.5



细节展示
Details



釉桶

GLAZING TANK

配套施釉设备，作储存，搅拌，供釉用。
Work with glazing equipment, for storage, stirring, for glazing.

功能 Function	技术参数及规格 Technical parameters and specifications		
型号 Model	MZS-700	MZS-750	MZS-800
功率 Power(KW)	0.75	0.75	0.75
直径 Diameter(mm)	Φ700	Φ750	Φ800

搅拌抽釉桶
Agit Ator Tank



釉桶
Tank

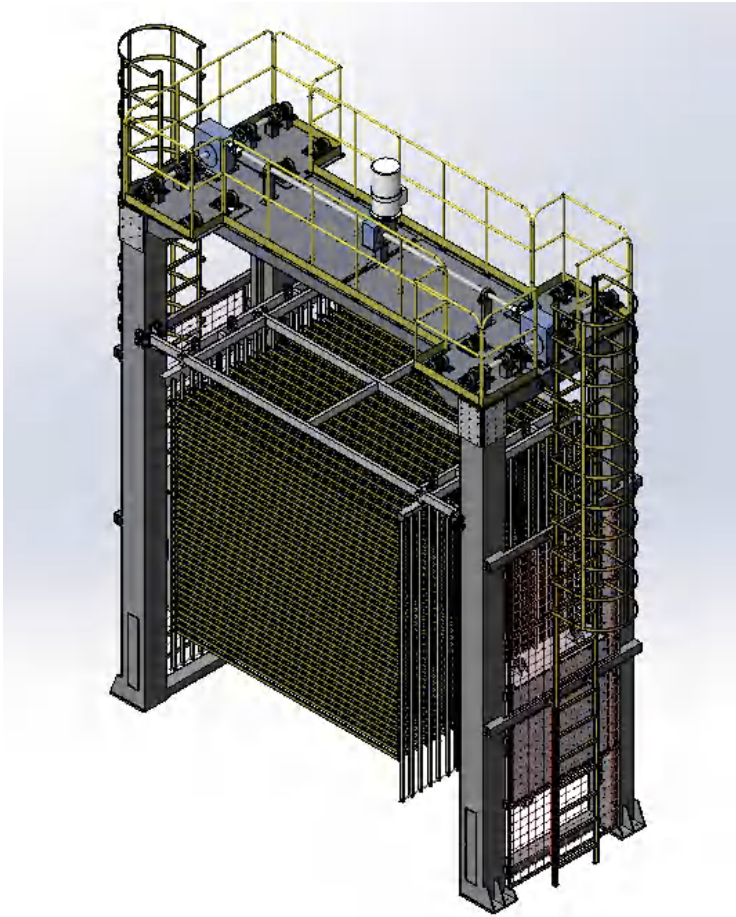


八字釉桶
8-Shaped Glazing Tank



D-储坯机

COMPENSATOR



本设备为储坯作用,可预防和避免压机、干燥窑、釉线等设备出现短暂停顿时造成的空窑现象。

This machine perform the green tile storage function, which can prevent and avoid kiln empty caused by a short stop of press,dryer,glazing line and other equipment.

功能 Function	技术参数及规格 Technical parameters and specifications	
类型 Specification	循环式储坯 Cycling Type Compensator	立柱式储坯 Pillar Type Compensator
功率 Power(KW)	--	5.5/7.5
层数 Layer	--	38/43
储存量 Capacity(m²)	--	250~300

四立柱储坯器

Four-Pillar Compensator

产品特点

Features

四个大立柱组合,机架稳定牢固。导轨分布在较大的平面上,吊栏升降稳定。每侧都配置一个减速机及两条双排链,极大地增强了负荷能力和安全系数。合理配置的配重,增强了刹车效果和刹车系统的使用寿命。

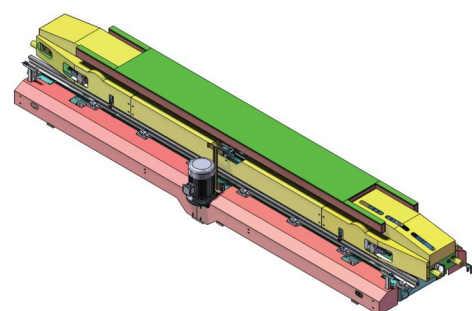
Four large columns are assembled for a firm and stable framework. The guide rail is arranged on a large plane, and fix with stable lifting rails. Each side is equipped with a reducer with two duplex chains, greatly enhancing the loading capacity and safety. The reasonable configuration of the counterweight enhances the braking effect and the service life of the braking system.



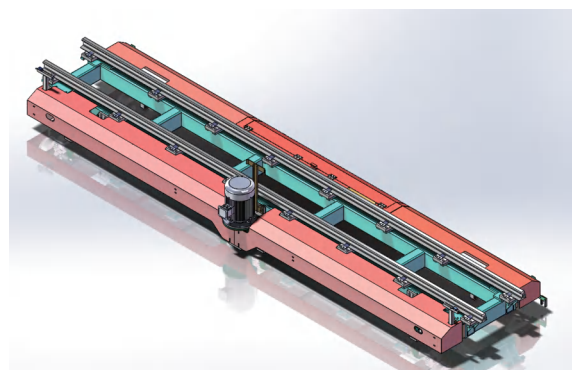
E-窑尾储砖系统

TILES SOTRAGE SYSTEM

搬运小车
Transport Car



摆渡小车
Shuttle Car



产品特点 Features

- 摆渡小车主要用于连接不同区域的输送线,它能够在各个线路之间移动。
 - 摆渡小车的自动化控制使得砖坯的转移更加高效和精确。
 - 而搬运小车则负责在储存区内的货架之间搬运砖坯,
 - 根据系统的指令将所需的砖坯从储存区取出并送至出库区域。
- The shuttle car is mainly used to connect the storage lines in different areas, and it can move between the various lines.
- The automatic control of the shuttle car makes the transfer of tiles more efficient and accurate.
- The transport car moves the tiles between storage line in the storage area,
- According to the instructions of the system, the required tile can be discharged from the storage area and sent to the outbound area.

细节展示 Details



分砖输送线
Tile Conveyor Line



吸盘上下砖机
Suction Cup Type Loading/Unloading Machine



产品案例

Features

新的储砖控制系统是一套基于PC平台集调度控制设备,生产信息统计,监控设备,看板展示等功能于一体的智能调度系统。拥有更灵活的设备分配机制(相同的一台运输车,可以实现下砖传输中转运输及以上砖运输)。在配置调度策略之后,自动对产品存储位置进行分配。系统能准确记录每一车砖的属性,并且在系统界面显示出来。在抛光机开启时只用设置上砖机需求品种,储砖控制系统会根据配置的调度策略,自动将需求的产品运输至上砖机。

The new storage control system is a complete smart scheduling system that integrated scheduling control device, production information statistics, Operation monitor, display panel and other functions based on PC platform. It adopts more flexible allocation mechanism(the transport car can realize unloading, transferring and loading). After setting the scheduling strategy, the system will allocate the storage location automatically. The system can record the character of each batch of tiles accurately and display the information on the display panel. When start the polishing line, only select the demanding batch/ type of tiles from loading machine ,the control system will convey the required products to the loading machine according to the scheduling strategy.

